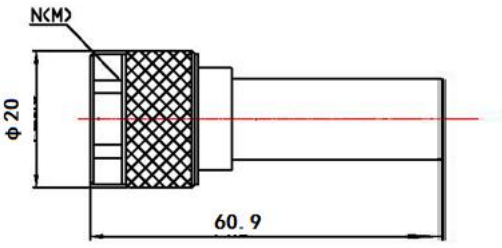


Version Number:

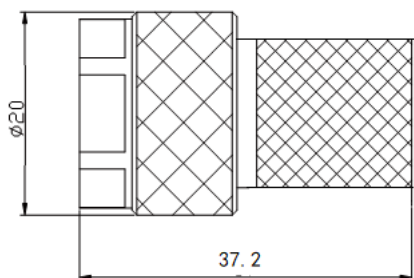
CK106A High-performance Network Analysis Calibration Kit

Type-N Calibration Kit characterizes the systematic errors in the measurement system by measuring known devices (standards) on the system over the certain frequency range as to improve the measure precision. Calibration kit contains a Type-N fixed termination and one piece of Type-N open/short circuit. The kit is specified from DC to 6.5 GHz, with stable electricity performance.

| | |
|--|------------------------------|
| CONNECTOR DATA SHEET | RIGOL-CK106A |
| N MALE LOAD | CK106A-LOAD |
|  <p>Dimensions Tolerance ±5%</p> | |
| Electrical Specifications | |
| Impedance | 50 Ohms |
| Frequency Range | DC to 6.5GHz |
| Insertion Loss (dB) | N/A |
| Return loss/VSWR | 1.1 |
| Materials Information | |
| Connectors | Brass Nickel Plated |
| Male Pin | Brass Gold Plated |
| Female Pin | Beryllium Copper Gold Plated |
| Housing | Aluminum |

| | |
|---------------------------|--------------|
| Environmental Data | |
| Weight | 35g |
| Dimensions | Ø21.8×44.5mm |
| 2002/95/EC(RoHS) | Compliant |

| | |
|-----------------------|--------------------|
| OPEN DATASHEET | RIGOL-CK106A |
| N MALE OPEN | CK106A-OPEN |

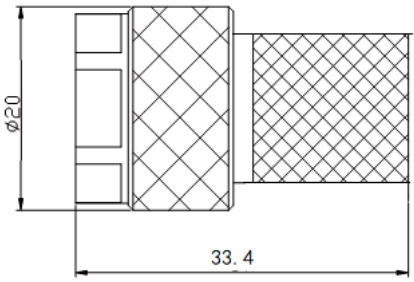


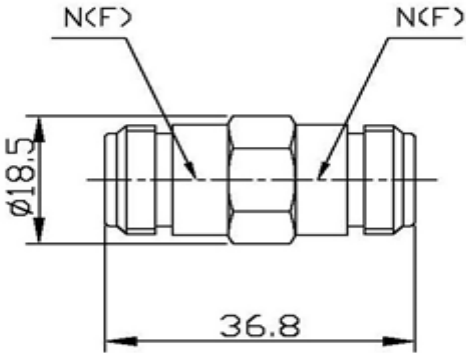
* Dimensions Tolerance ±5%

| | |
|---------------------------------------|---------------|
| Electrical Specifications | |
| Impedance | 50 Ohms |
| Frequency Range | DC to 6.5 GHz |
| Minimum Reflection Coefficient | 0.98 |

| | |
|------------------------------|------------------------------|
| Materials Information | |
| Connectors | Brass Nickel Plated |
| Male Pin | Brass Gold Plated |
| Female Pin | Beryllium Copper Gold Plated |
| Housing | Brass Nickel Plated |

| | |
|---------------------------|-----------|
| Environmental Data | |
| Weight | 50g |
| Dimensions | Ø22×37mm |
| 2002/95/EC(RoHS) | Compliant |

| | |
|---|------------------------------|
| SHORT DATASHEET | RIGOL-CK106A |
| N MALE SHORT | CK106A-SHORT |
|  | |
| * Dimensions Tolerance ±5% | |
| Electrical Specifications | |
| Impedance | 50 Ohms |
| Frequency Range | DC to 6.5 GHz |
| Minimum Reflection Coefficient | 0.98 |
| Materials Information | |
| Connectors | Brass Nickel Plated |
| Male Pin | Brass Gold Plated |
| Female Pin | Beryllium Copper Gold Plated |
| Housing | Brass Nickel Plated |
| Environmental Data | |
| Weight | 50g |
| Dimensions | Ø22×37mm |
| 2002/95/EC(RoHS) | Compliant |

| | |
|---|------------------------------|
| ADAPTOR DATASHEET | RIGOL-CK106A |
| N(FEMALE)-N(FEMALE) | CK106A-THRU |
|  | |
| * Dimensions Tolerance ±5% | |
| Electrical Specifications | |
| Impedance | 50 Ohms |
| Frequency Range | DC to 6.5 GHz |
| Insertion Loss (dB) | 0.3 |
| VSWR/Return Loss | 1.2 |
| Materials Information | |
| Connectors | Brass Nickel Plated |
| Male Pin | Brass Gold Plated |
| Female Pin | Beryllium Copper Gold Plated |
| Environmental Data | |
| Weight | 35g |
| Dimensions | Ø18.5×36.8 |
| Temperature Range | -55°C to +125°C |
| 2002/95/EC(RoHS) | Compliant |