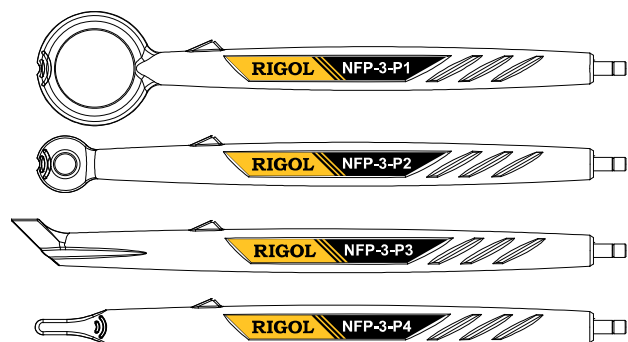


RIGOL

NFP-3 Near Field Probe

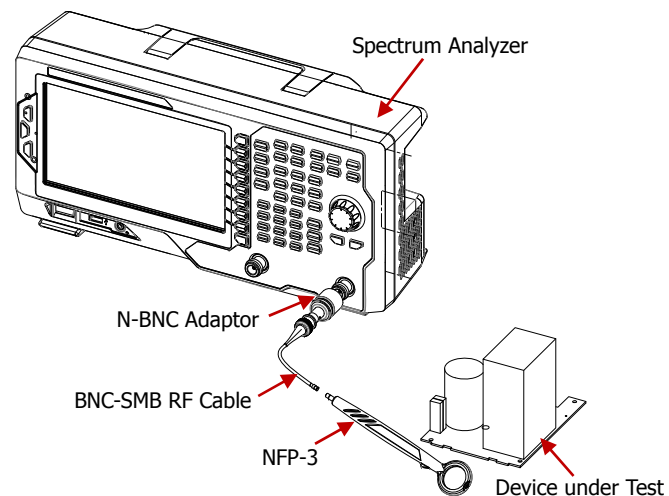
Product Overview

NFP-3 is used with **RIGOL** DSA series spectrum analyzer for the EMI tests of electronic products. It can be used to test the magnetic field strength and magnetic field coupling channels on the surface of the electronic components as well as the magnetic field environment near the electronic module so as to quickly locate the interference source. NFP-3 includes four models (NFP-3-P1, NFP-3-P2, NFP-3-P3 and NFP-3-P4).



Measurement Connections

The connection mode of NFP-3 and spectrum analyzer is as shown in the figure below.



- **Connect the spectrum analyzer**
Connect the SMB (M) terminal of NFP-3 and the BNC (F) terminal of the N-BNC adaptor respectively via the BNC-SMB RF cable; connect the N (M) terminal of the N-BNC adaptor to the RF input terminal of the spectrum analyzer.
- **Connect the device under test**
NFP-3 is used to perform short-distance noncontact measurement on the device under test. Pay attention to the direction of the probe during measuring.

Typical Applications

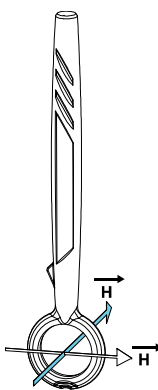
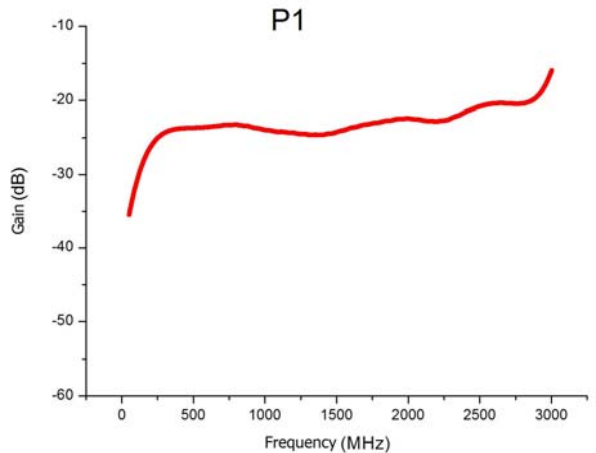
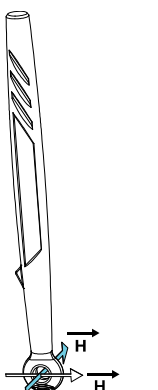
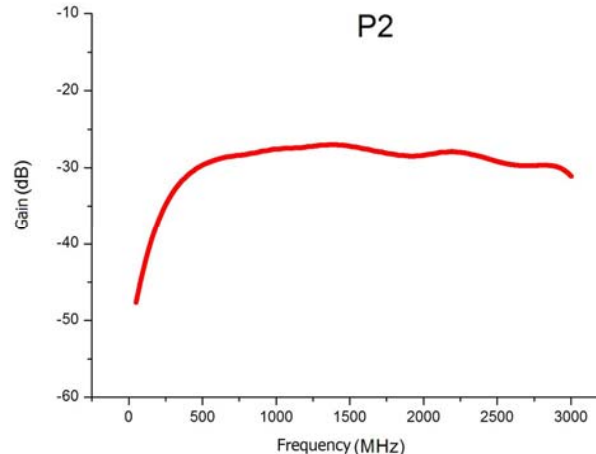
- Locate the EMI radiation interference source.
- Determine the frequency and relative strength of the spectral component of the interference source.

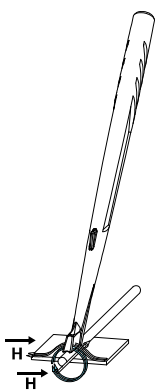
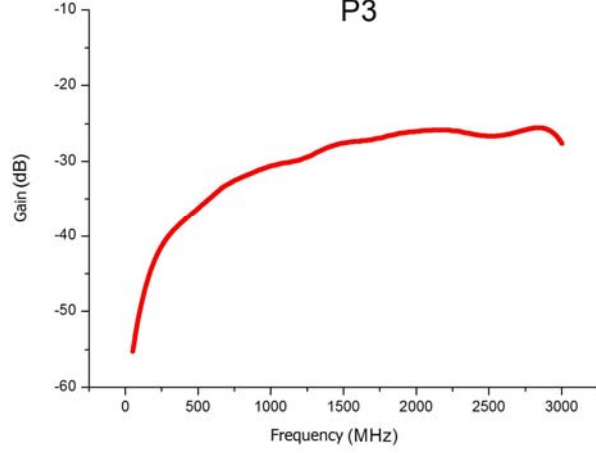
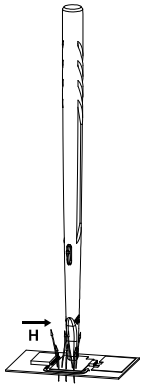
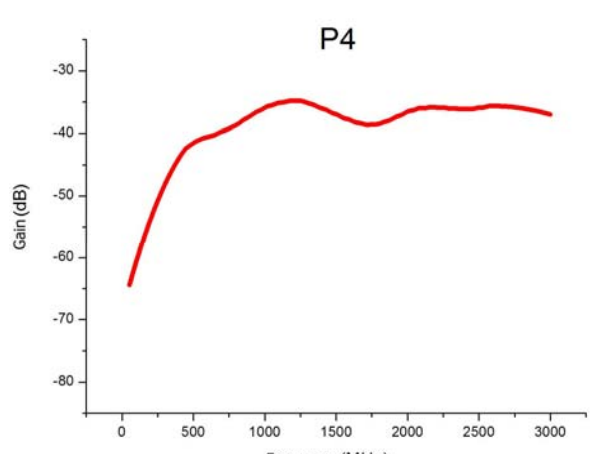
Performance Specifications

| Frequency | |
|-----------------|-----------------|
| Frequency Range | 30 MHz to 3 GHz |

| Terminal Type | |
|--------------------------------|--------------------------|
| Terminal Type | SMB (M) |
| Adaptor | N (M)-BNC (F) |
| RF Cable | BNC (M)-SMB (F), 1000 mm |
| Terminal and Adaptor Impedance | 50 Ω |

| General Specifications | |
|------------------------|--|
| Dimensions | 260 mm \times 190 mm \times 30 mm (with package) |
| Weight | 0.425 kg (with package) |
| Operating Temperature | 0 $^{\circ}$ C to 50 $^{\circ}$ C |
| Storage Temperature | -20 $^{\circ}$ C to 70 $^{\circ}$ C |

| Model | Description |
|--|---|
| <p>NFP-3-P1</p>  | <p>Near field probe for magnetic field measurements. The test range is within 10 cm. It is used to locate the leakage field.</p>  |
| <p>NFP-3-P2</p>  | <p>Near field probe for magnetic field measurements. The test range is within 3 cm. It is used to accurately test the leakage field.</p>  |

| Model | Description |
|--|---|
| <p>NFP-3-P3</p>  | <p>Near field probe for magnetic field measurements. The resolution is about 5 mm. It is used to test the electromagnetic leakage of the cables.</p>  |
| <p>NFP-3-P4</p>  | <p>Near field probe for magnetic field measurements. The resolution is about 2 mm. It can test the magnetic field in the vertical direction and the electromagnetic field generated by the PCB wiring.</p>  |